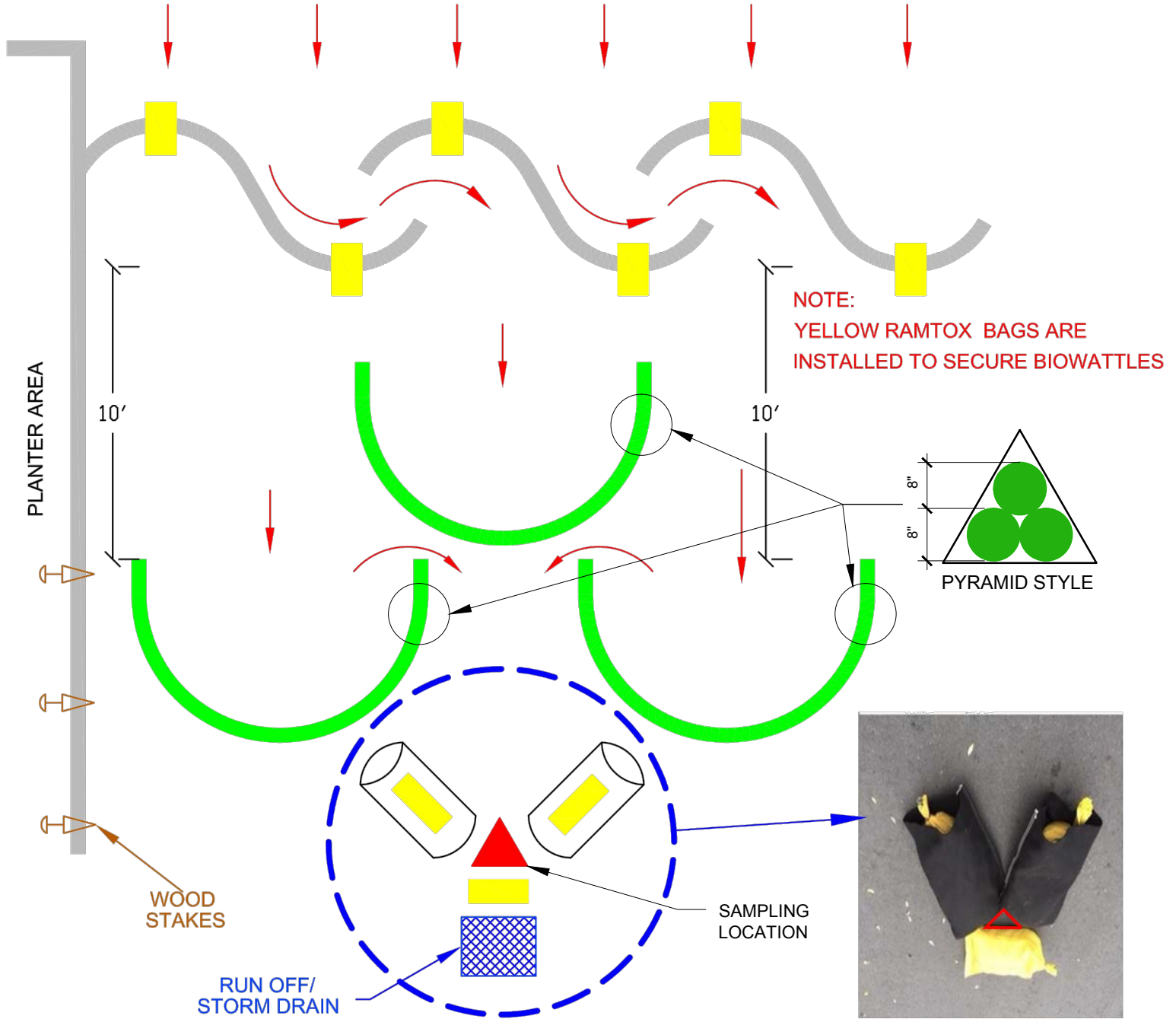


**NEW LAYOUT OF SILT SOXX FILTERS TO  
CONTROL SEDIMENT, OIL GREASE,  
METALS & NUTRIENTS**









**NOTE:**

1. PRIOR TO INSTALLATION CLEAN THE ENTIRE LOT UP TO 40' RADIUS, MAKE SURE ENTIRE AREA IS FREE FROM DIRT, SAND, SOIL AND SEDIMENT. IN FRONT OF STORM DRAIN OR RUN OFF NEXT TO PLANTER AREA, INSTALL BIOWATTLE AND SECURE THEM WITH WOOD STAKES
2. UPON INSTALLATION OF GREEN FILTERS (SILT SOXX) CLEAN AND VACUUM THE BROWN POWDER THAT RELEASE FROM GREEN FILTERS
2. INSTALL GRAY BIO WATTLES (FIBER ROLLS) AS SHOWN IN SNAKE STYLE
3. INSTALL GREEN SILT SOXX FILTER AS MOON STYLES AS SHOWN
4. INSTALL RAMTOX SAMPLING BAG AS SHOWING DETAIL "A"

**NOTE:**

IF YOU DO PLATING TO REMOVE METAL & NUTRIENT, MUST USE ENVIROSOX INDUSTRIAL BLEND ORDER # T08-160S16A.

 <p><b>ENVIRO SILT SOXX FILTER (FROM FILTREXX)-10' LONG</b></p>	 <p><b>DRAINAGE FLOW DIRECTION</b></p>	 <p><b>TRIANGLE SAMPLING POINT</b></p>
 <p><b>DOUBLE RAMTOX SAMPLING BAG (YELLOW BAG) CONTAINS 3/4 WASHED GRAVEL</b></p>	 <p><b>BIOWATTLE (FIBER ROLL) 8X25' LONG</b></p>	 <p><b>YELLOW DOUBLE WALL RAMTOX SAMPLING BAGS WITH BLACK FILTER CLOTH</b></p>

# TYPICAL SEDIMENT & OIL / GREASE, METALS CONTROL

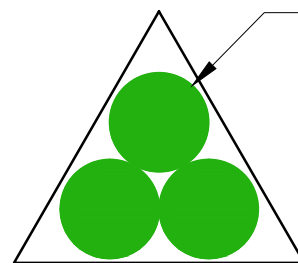
HOW TO REMOVE ZINC & NUTRIENT  
IF YOU HAVE TO MONITOR ZINC & NUTRIENT

FACILITIES THAT ARE DOING PLATING MUST USE ENVIROSOX  
INDUSTRIAL BLEND. COMES IN 8" TO 12" DIAMETER



## TYPICAL PYRAMID STYLE ALSO CALLED DOUBLE STACKING

TWO (2) OF 8" DIAMETER, 10 FT. LONG  
SILTSOXX FILTER STACKED TOGETHER WITH  
ONE LAYER OF 8" ON THE TOP TO FORM  
PYRAMID STYLE IN THE EVENT OF LOTS OF  
RAIN, YOU CAN ORDER 12" DIAMETER.



SILTSOXX FILTER  
8" DIAMETER, 10 FT  
LONG